AT A GLANCE ENGLISH

exocad

UPGRADE NOW!

DentalCAD 3.3 Chemnitz

The most intelligent *DentalCAD* yet!

DentalCAD® 3.3 Chemnitz breaks new ground in workflow efficiency and has all the tools you've been waiting for.

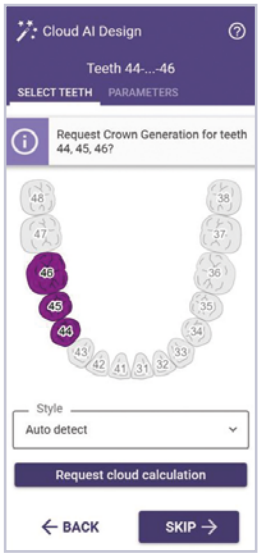

*AI Design** now available for multiple units

Save time and clicks on:

- Up to three adjacent posterior crowns
- Posterior bridges with up to three elements

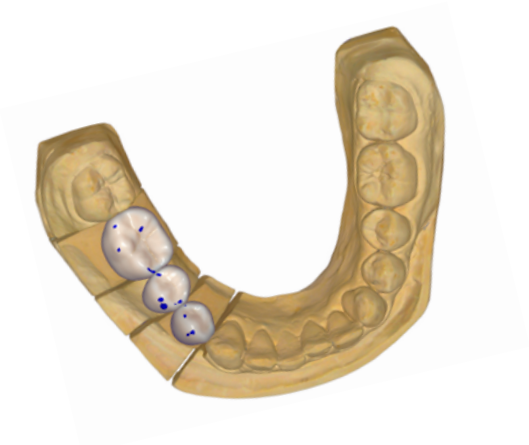

Implant Module gets a major upgrade

- Better abutment proposals, auto-optimized for the respective tooth position
- Easier editing and customization
- Save and reuse custom abutment shape presets
- 3D preview of each implant component in library

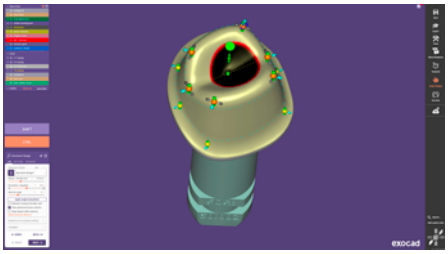



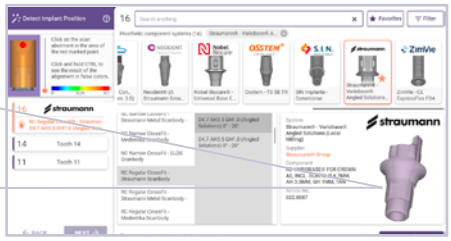

New split denture workflow, available in the *Bar Module*

- The new split denture workflow allows users to **design both a bar and its suprastructure** in one swift workflow
- The software splits the design into two precisely fitting components, **saving time and minimizing manual adjustments** for All-On-X hybrids

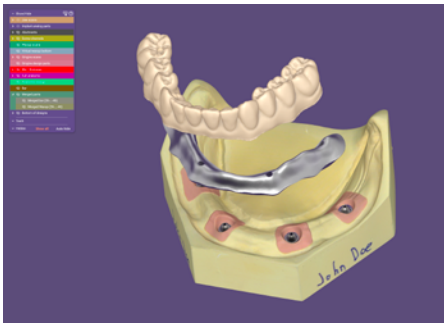

Improved AI-based automation in bite splint design

- **Speed up** your bite splint design thanks to AI automation

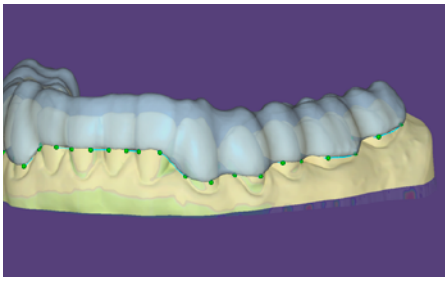

Enhanced AI for smile design

- **Drive case acceptance** with photorealistic AI smile previews with *TruSmile™ Photo** and *TruSmile™ Video** based on your smile design
- Automatic alignment of the 3D jaw scan and the patient smile image
- Automatic lip line detection

Instant Anatomic Morphing now in chain mode

- **Accelerate workflows** for bridges and large tooth setups
- Real-time, synchronized adaptation of occlusal morphology for multiple restorations

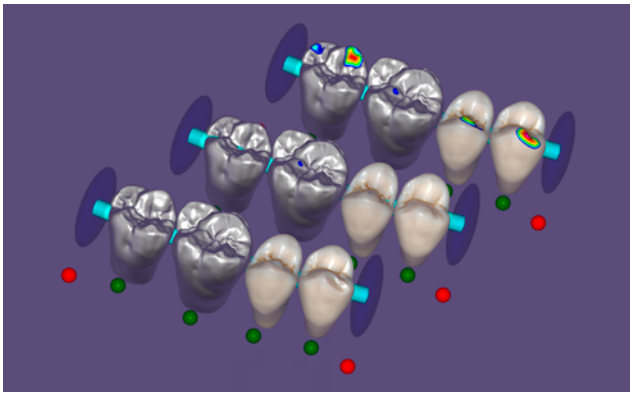

Ivoclar's clinical process integration

- Ivoclar's clinical process for digital dentures is now supported by *DentalCAD*, aiming to **reduce the number of required patient visits**
- The Ivoclar-specific workflow for functional impression-taking and bite registration utilizes the Gnathometer CAD and UTS CAD

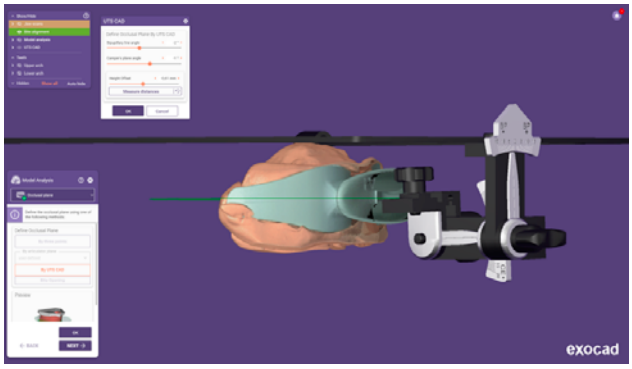

Integration with the DS Core cloud platform

- **Receive cases** from Dentsply Sirona and other scanners

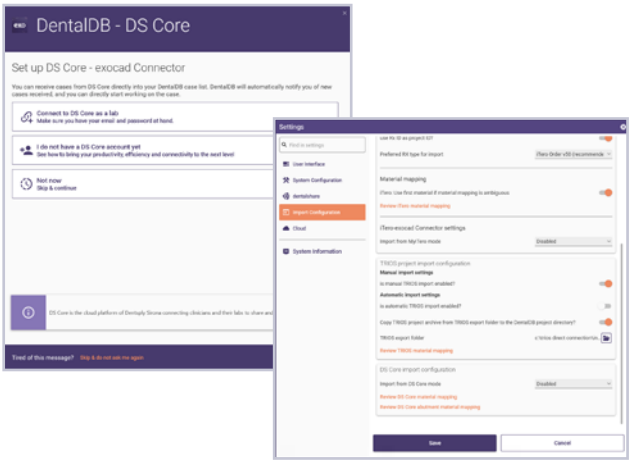

*Available in selected markets

Typeahead search for menus

- **Find features instantly**—just start typing and jump straight to the function you need

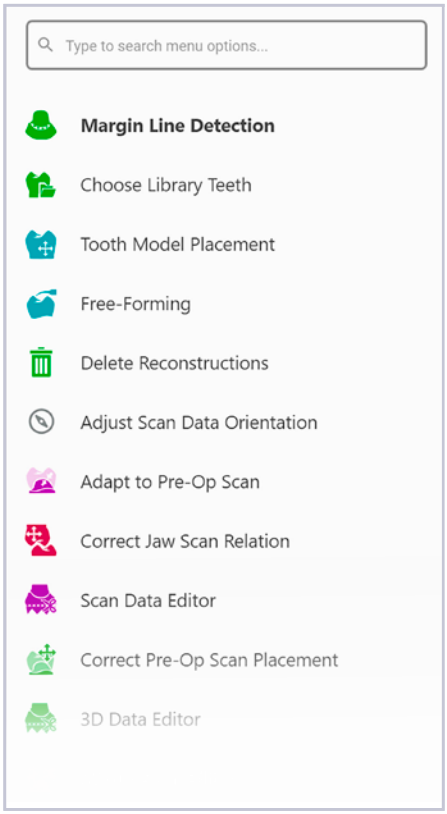

Symmetric tooth shape editing for esthetic design

- Create **symmetrical smiles efficiently** with harmonious tooth shapes

Artex Print&Click new in the *Model Creator Module*

- Lets you **mount printed models** on Artex articulators without tools or plaster

Additional highlights

- The comprehensive mesh editing tool now **supports triangle-based or clean cuts** and facilitates **gap bridging** within the mesh

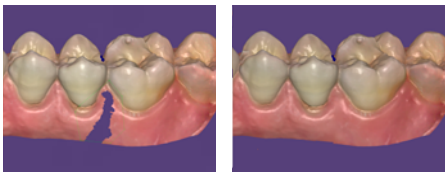

- New ***Inspira*™ tooth shapes** for crown and bridge workflows

- **New KaVo PROTARevo 7** articulator added, bringing total number of supported articulators to 20

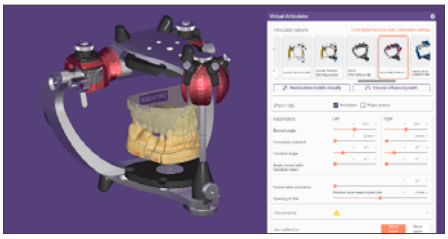

exoc.ad/chemnitz

Find your exocad reseller here: exocad.com/partners

exocad GmbH

Some products may not be regulatory cleared/released for sale in all markets. Please contact your local exocad reseller for current product assortment and availability. Territorial coverage of the registered trademarks is available on our webpage: exocad.com/imprint

MKTBR-DentalCAD-Chemnitz-Glance-en, 2025-10