

GUIDED SURGERY YOUR WAY



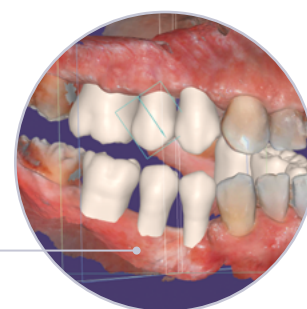
**NEW
RELEASE
OUT NOW**

exoplan 3.1 Rijeka at a glance

Design faster, plan with predictability and improve outcomes with *exoplan 3.1 Rijeka*.

It starts with a good plan

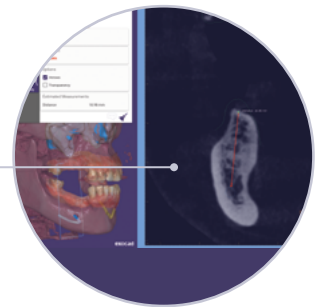
- New rapid pre-planning for more patient commitment
- Full mouth rehabilitation with simultaneous implant planning and guide design for both arches
- Faster tooth setup with Instant Anatomic Morphing
- Full surgical protocol with drill sequence
- Smoother implant and compatible component selection





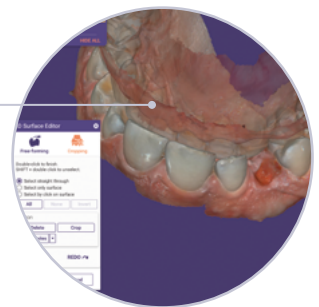
Comply with your documentation needs

- Now measure distances, angles and gray values
- New incognito mode hides patient information
- Manage and customize your screenshots



Additional new features

- Improved editing of scan data
- Multiview adjustment of CT alignment
- Improved arrangement and selection of cross-sectional views



[exocad.com/exoplan-rijeka](https://www.exocad.com/exoplan-rijeka)

Find your exocad dealer here: [exocad.com/partners](https://www.exocad.com/partners)

exocad GmbH



Some products may not be regulatory cleared/released for sale in all markets. Please contact your local exocad reseller for current product assortment and availability.